

Similar picture

Dimensions in mm

Properties

Duo mobile hinged support rail, System 900

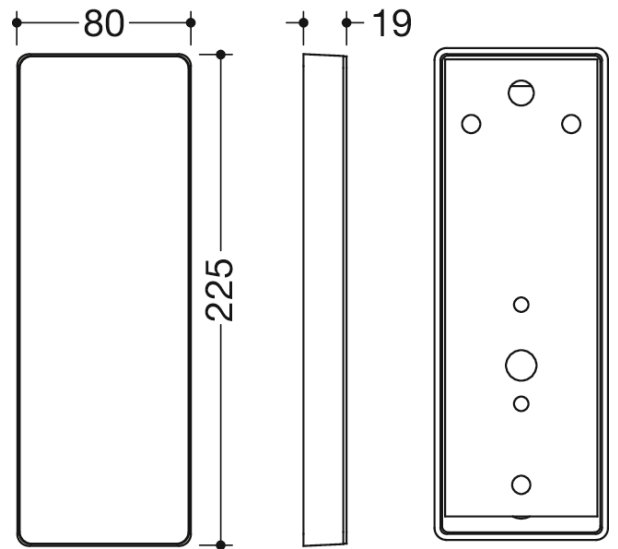
- two parallel, round gripping levels arranged on top of each other
- can be folded upwards and folded downwards with braked movement
- for mobile use
- for easy and flexible retrofitting on existing, preassembled mounting plate 900.50.00140, must be ordered separately
- toolless and quick installation by simple attachment of the hinged support rail
- secured by fixing screw to prevent unintentional removal
- projection 750 mm, 210 mm high and 101 mm wide, top rail diameter 33.7 mm, bottom rail diameter 25 mm
- weight capacity up to 100 kg
- made of stainless steel, chrome
- floor supports 900.50.02040 and 900.50.02140 for retrofitting
- produced in accordance with CE- and UKCA-Regulation (EU) 2017/745 on medical devices
- fulfils the requirements applicable in Belgium (CWATUPE, WVG Vlaanderen) regarding the projection of the hinged support rail at the toilet

Awards



Certificates





Similar picture

Dimensions in mm

Properties



Mounting plate with cover of the mobile hinged support rails, System 900

- rectangular mounting plate with matching, rectangular cover
- used to hold the mobile hinged support rails 900.50.4...40
- 80 mm wide, 225 mm high, 19 mm deep
- mounting plate made of stainless steel, chrome
- for mounting with non-corrosive and tested HEWI fixing materials for different wall systems (to be ordered separately)
- sealing tape for sealing the fixing points is included in the scope of supply
- cover frame made of high-quality polyamide in HEWI colours 98 (signal white) and 92 (anthracite grey)
- face plate of the cover made of high-quality stainless steel, mirror polished

Awards



Colours / Surfaces

-  98 (signal white)
-  92 (anthracite grey)